

Scheduling Your Exam Online

Contents

General Information	1
I Need to Set up An Account with PSI	2
I Already Have an Account with PSI	6
I Want to Test in a Test Center	8
I Want to Test Online	12
I Want to Reschedule My Exam	15

General Information

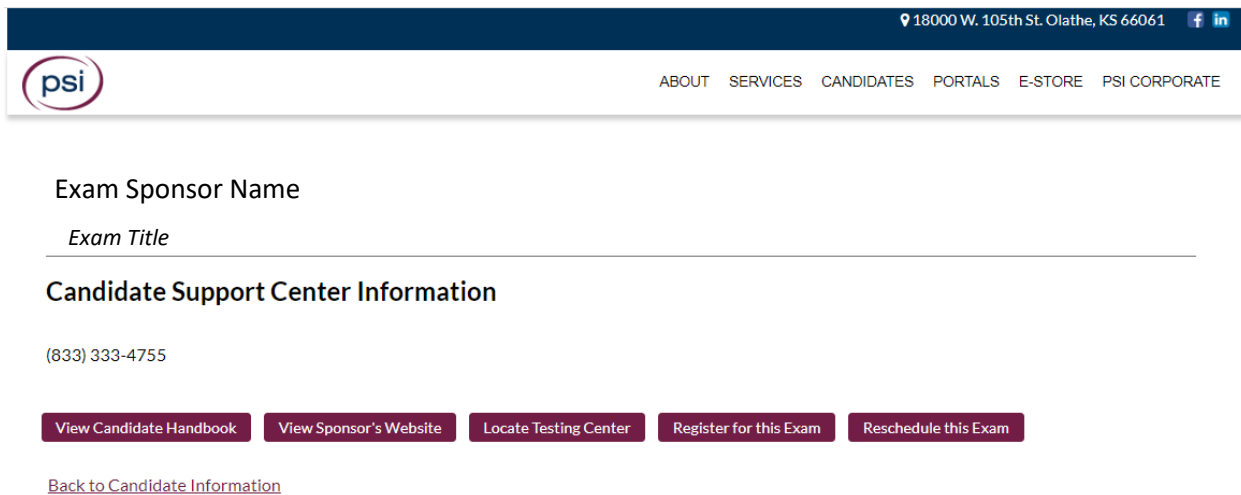


With the addition of remote proctoring, your program is using a different PSI scheduling platform. Once you receive the email to schedule from your program sponsor, click on the link provided to schedule. PSI advises that you use Google Chrome as your Internet Browser when going through the scheduling process.

If you do not have Google Chrome, you can download it from:

<https://www.google.com/chrome/>

You will be brought to a page that looks similar to this:



The screenshot shows the PSI Candidate Support Center website. At the top, there is a dark blue header with the address "18000 W. 105th St. Olathe, KS 66061" and social media icons for Facebook and LinkedIn. Below the header is the PSI logo and a navigation menu with links for "ABOUT", "SERVICES", "CANDIDATES", "PORTALS", "E-STORE", and "PSI CORPORATE". The main content area includes a form for "Exam Sponsor Name" and "Exam Title". Below this is the "Candidate Support Center Information" section, which lists the phone number "(833) 333-4755". At the bottom of this section are five buttons: "View Candidate Handbook", "View Sponsor's Website", "Locate Testing Center", "Register for this Exam", and "Reschedule this Exam". A link "Back to Candidate Information" is also present.

Click on the Register for this Exam button.

[Register for this Exam](#)

I Need to Set up An Account with PSI

If it is your first time in the platform, you will need to click on New User?

Log In



Please enter your login information. Passwords are case sensitive.

User name:

Password:

[Log In](#)

[New user?](#)

[Forgot your password?](#)

[Forgot your user name?](#)

If special accommodations are being requested, do not continue with the online registration process and contact AMP at 800/345-6559 to schedule your examination.

Please completed the required fields (in orange)

New User



Please complete the information below. Required fields are displayed in orange.

Choose a user name and password

Choose a user name: (8 to 20 characters in length)

Choose a password: (Case Sensitive. 8 to 20 characters in length)

Re-enter password:

Enter your personal identification information

First Name:

Middle Name:

Last Name:

Zip Code:

(5 Digits. For addresses outside of the United States, please enter 00000.)

Enter your Assigned ID# (9 characters, no spaces or dashes)

Verify your Assigned ID#

[Continue](#)

New User



Please complete the information below. Required fields are displayed in orange.

Choose a user name and password

Choose a user name: (8 to 20 characters in length)
Choose a password: (Case Sensitive. 8 to 20 characters in length)
Re-enter password:

Enter your personal identification information

First Name:
Middle Name:
Last Name:
Zip Code:

(5 Digits. For addresses outside of the United States, please enter 00000.)

Enter your Assigned ID# (9 characters, no spaces or dashes)
Verify your Assigned ID#

Click on Continue

They system will search for your eligibility and you will need to enter your contact information. Orange fields are required.

MailingAddress

Address 1
Address 2
City
County
State
Zip Code -
Country

Email Address
Home Phone ext
Work Phone ext
Fax Number
Cell Phone

Date of Birth
Gender

Next You will need to select and answer security questions:



To enhance security we require that you complete the following questions. Answers to the questions are not case sensitive.

Please select your first security question:

Please enter your answer here: *Letters and numbers only.*

Please select your second security question:

Please enter your answer here: *Letters and numbers only.*

Please select your third security question:

Please enter your answer here: *Letters and numbers only.*



To enhance security we require that you complete the following questions. Answers to the questions are not case sensitive.

Please select your first security question:

Please enter your answer here: *Letters and numbers only.*

Please select your second security question:

Please enter your answer here: *Letters and numbers only.*

Please select your third security question:

Please enter your answer here: *Letters and numbers only.*

When complete, click on Submit.

You will be brought to the scheduling platform and will see the exam you are eligible to schedule.

EXAM NAME
Exam Title – Ready to Schedule
CONFIRMATION NUMBER:
B65752131
EXAM DURATION:
XX minutes
Schedule Exam

Security Procedures

You must arrive at the exam center 30 mins before the start of your scheduled time or forfeit your examination fees and you will not be allowed to take your scheduled test

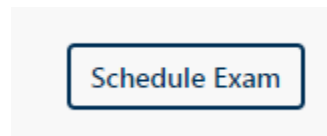
[< Go to Dashboard](#)

Required Identification Documents

Government-issued ID

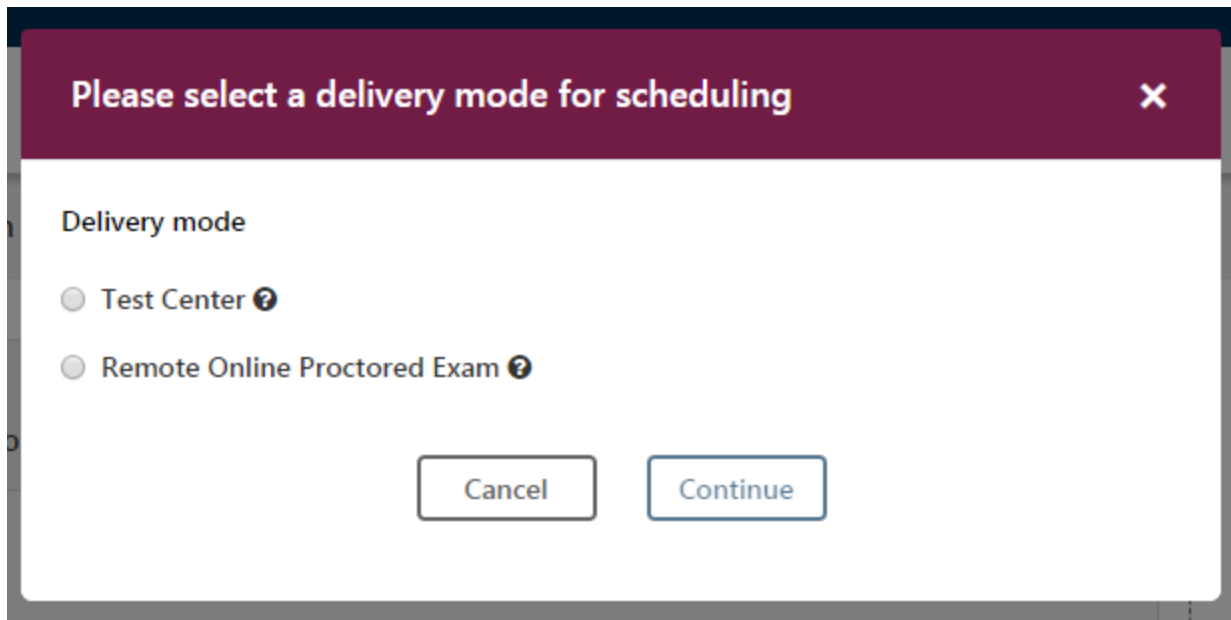
Note: Please refer to your program's Candidate Information Guide for additional required documentation

Click on Schedule Exam



A pop up will appear and you will be able to select Test Center or Remote Online Proctored.

- Test Center –You will go to a traditional brick and mortar PSI test center and will be guided through the process by a Test Center Administrator.
- Remote Online Proctored – You will test from your home, office, or other suitable location and will be guided through the process by a Remote Proctor.
 - Please see minimum system requirements



I Already Have an Account with PSI

If you have already created your account and want to schedule later, reschedule, or launch your online remotely proctored exam, you will click on the same link in the email provided by your test sponsor.

Enter your username and password.

Log In



Please enter your login information. Passwords are case sensitive.

User name:

Password:

[Log In](#)

[New user?](#)

[Forgot your password?](#)

[Forgot your user name?](#)

If special accommodations are being requested, do not continue with the online registration process and contact AMP at 800/345-6559 to schedule your examination.

Click on Log In

You will be brought to the scheduling platform and will see the exam you are eligible to schedule.

EXAM NAME
Exam Title – Ready to Schedule

CONFIRMATION NUMBER:
B65752131

EXAM
DURATION:
XX minutes

Schedule Exam

Security Procedures

You must arrive at the exam center 30 mins before the start of your scheduled time or forfeit your examination fees and you will not be allowed to take your scheduled test

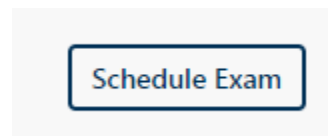
< Go to Dashboard

Required Identification Documents

Government-issued ID

Note: Please refer to your program's Candidate Information Guide for additional required documentation

Click on Schedule Exam



A pop up will appear and you will be able to select Test Center or Remote Online Proctored.

- Test Center –You will go to a traditional brick and mortar PSI test center and will be guided through the process by a Test Center Administrator.
- Remote Online Proctored – You will test from your home, office, or other suitable location and will be guided through the process by a Remote Proctor.
 - Please see minimum system requirements

Please select a delivery mode for scheduling ✕

Delivery mode

Test Center ?

Remote Online Proctored Exam ?

Select one and click on Continue.

I Want to Test in a Test Center

Select Test Center as the delivery mode.

Exam Name

Exam Title

Examination 240 minutes

Find Test Location

[I have a Test Center Code](#)

Country

United States of America


Enter City / Postal Code

Olathe, KS 66061, USA

Preferred Month

July 2020

Search Exam Center



The map displays the state of Missouri with several test center locations marked by numbered pins: 1 (Overland Park), 2 (Kansas City), 3 (Columbia), 4 (Springfield), and 5 (Wichita). Major cities and highways are labeled on the map.

Select a country in the top drop down. Then enter a city or zip code in the second drop down. Finally, select a preferred month for testing. Please note that your eligibility expiration date will be the last day available on the scheduling platform. For example, if your eligibility expires on September 30th, that is the last day appointments will be available to you. Click on Search Exam Center.

Search Exam Center

A list of available test centers will appear below.

Exam Center Address	Distance	First Available Date
1. OLATHE 18000 W. 105th St. Corporate Ridge Office Park Olathe KS US 66061	0.96 miles	01 July 2020
2. Gladstone, Missouri (HRB) H & R Block Office 5941 Antioch Gladstone MO US 64119	28.09 miles	07 July 2020
3. JEFFERSON CITY 2410 Hyde Park Road Suite C Jefferson City MO US 65109	140.8 miles	01 July 2020

Click on the name of the Center.

1. OLATHE
 18000 W. 105th St. Corporate Ridge Office Park Olathe KS US 66061 0.96 miles 01 July 2020

July 2020

Su	Mo	Tu	We	Th	Fr	Sa
			1	2	3	4
5	6	7	8	9	10	11
12	13	14	15	16	17	18
19	20	21	22	23	24	25
26	27	28	29	30	31	

■ Available Dates
 ■ Selected Date

Available Start Time(s) for 01 July 2020

01:30 PM

Select a date on the calendar and a time for the exam.

Click on Continue at the bottom of the page.

Continue

A pop up containing the details of your selection will appear. You have the option to change your selection or to continue booking your appointment.

Confirm Schedule Details and Proceed



Exam Name

Exam Center	Scheduled Date	Start Time	EXAM DURATION
OLATHE 18000 W. 105th St. Corporate Ridge Office Park Olathe,KS,US 66061	Jul 01, 2020	01:30 PM (Time Zone: America/Chicago)	240 Minutes

Change

Continue

After clicking on Continue, you will receive a pop up that the booking was created successfully.

The information on your dashboard will outline your appointment details.

EXAM NAME

Exam Name – [Scheduled for Test](#)

CONFIRMATION NUMBER:

865752131

EXAM DATE:

Jul 01, 2020

EXAM TIME:

01:30 PM

Time Zone:

America/Chicago

EXAM

DURATION:

240 minutes

EXAM LOCATION:

OLATHE

18000 W. 105th St.

Corporate Ridge Office Park

Olathe, Kansas, USA 66061

[Get Directions](#)

Print Acknowledgement

Reschedule

Cancel Schedule

Security Procedures

You must arrive at the exam center 30 mins before the start of your scheduled time or forfeit your examination fees and you will not be allowed to take your scheduled test

[< Go to Dashboard](#)

Required Identification Documents


Government-issued ID

Note: Please refer to your program's Candidate Information Guide for additional required documentation

You will receive an email from no-reply@psiexams.com with your exam information.

I Want to Test Online

Select Remote Online Proctored as the delivery mode.



Exam Name

Proctored Exam

Exam Name
Examination (240 minutes)

Country ▼

Timezone ▼

- Before taking your remote online proctored exam, please check system compatibility - click [HERE](#)
- Your location must support Voice over Internet Protocol (VoIP) in order to complete the exam.
- Corporate firewalls and VPNs may restrict user access. It is recommended that you use a personal device.

[< Back](#)

[Cancel](#)

[Continue](#)

Enter a Country in the drop down. You can either start typing in the field or scroll through the list. Next Select a time zone. Please note that your eligibility expiration date will be the last day available on the scheduling platform. For example, if your eligibility expires on September 30th, that is the last day appointments will be available to you.

Select a date on the calendar and a time for the exam.

Click on Continue at the bottom of the page.

May 2020

Su	Mo	Tu	We	Th	Fr	Sa
					1	2
3	4	5	6	7	8	9
10	11	12	13	14	15	16
17	18	19	20	21	22	23
24	25	26	27	28	29	30
31						

Available Start Time(s) for May, 16 2020

- 05:00 PM
- 05:30 PM
- 06:00 PM
- 06:30 PM
- 07:00 PM
- 07:30 PM
- 08:00 PM
- 08:30 PM
- 09:00 PM
- 09:30 PM
- 10:00 PM
- 10:30 PM
- 11:00 PM
- 11:30 PM

Available Dates
 Selected Date

- Before taking your remote online proctored exam, please check system compatibility - click [HERE](#)
- Your location must support Voice over Internet Protocol (VoIP) in order to complete the exam.
- Corporate firewalls and VPNs may restrict user access. It is recommended that you use a personal device.

A pop up containing the details of your selection will appear. You have the option to change your selection or to continue booking your appointment.

Confirm Schedule Details and Proceed ✕

Exam Name

Exam Center	Scheduled Date	Start Time	EXAM DURATION
NA	Jul 01, 2020	02:30 PM (Time Zone: America/Chicago)	240 Minutes

After clicking on Continue, you will receive a pop up that the booking was created successfully. The information on your dashboard will outline your appointment details.

EXAM NAME		
Exam Name – Scheduled for Test		
CONFIRMATION NUMBER: B65752131		
EXAM DATE: Jul 01, 2020	EXAM TIME: 02:30 PM Time Zone: America/Chicago	EXAM DURATION: 240 minutes
Print Acknowledgement Reschedule Launch Exam Cancel Schedule		

Security Procedures

Please note that smoking, eating, or drinking is not allowed while taking your exam.

If you are taking your exam via Web Delivery, note the following:

- You must take your exam in a private room, free from distractions.
- To check your system compatibility, please visit the following link and follow the directions provided: [CLICK HERE](#) for a System Compatibility Check
- You can launch the exam within 30 minutes of your appointment time.

[< Go to Dashboard](#)

Required Identification Documents

Government-issued ID

Note: Please refer to your program's Candidate Information Guide for additional required documentation

You will receive an email from no-reply@psiexams.com with your exam information.

PSI strongly encourages you to perform the system compatibility check by clicking on [CLICK HERE](#) under Security Procedures.

- **To check your system compatibility, please visit the following link and follow the directions provided: [CLICK HERE](#) for a System Compatibility Check**

I Want to Reschedule My Exam

You will need you to complete the same steps to log in. You may search for the exam at goamp.com and click on Candidates. Select a category, find the sponsor under program, and select the exam title. You may click on either Register for this exam or Reschedule the exam buttons.